

PAY TO THE ORDER OF
U. S. NATIONAL BANK
Lennox Office
Lennox, California
FOR DEPOSIT ONLY
TIFFANY ENTERPRISES
360-22028

del
4/16/68

2 1 3
29 FEB

PAY ANY BANK P.E.C.
-2-
FEB 29 1968
U.S. NATIONAL BANK
LOS ANGELES
18-12
EDUCATION OFFICE
TED ST...

44-38861 JK Q224
FBI

DEAR SIR,

INCLOSED IS M.O. FOR \$3.00 FOR 30 DAYS MAIL FORWARDING SERVICE.

ERIC S. GALT

Eric S. Galt

ST FRANCIS HOTEL

5533, HOLLYWOOD BLVD.

LOS, ANGELES, CALIF. 90028.

PH. 4641131

received

1-30-68

*41468
JWR*

44-38861 JK Q225



THIS IS YOUR BOARDING PASS

Please carry it with you when deplaning at intermediate points.

FLIGHT/CLASS		DATE	SEAT NUMBER
399/4			Gate
FROM	TO		13
ATL	MEM		8:05
FLIGHT/CLASS		DATE	SEAT NUMBER
FROM	TO		
ATL	MEM		

RECONFIRMATION INFORMATION: Your continuing or return air reservations from the following cities will be cancelled unless you reconfirm by the time indicated.

From New York City: At least 24 hours before your scheduled flight departure.

From London, Bermuda, Bahama Islands, Mexico and Puerto Rico—At least 72 hours before your scheduled flight departure.

From the Continental United States or Canada—(when arriving from London, Bermuda, Bahama Islands, Mexico or Puerto Rico): At least 72 hours before your scheduled flight departure.

Passengers on intermediate flights must reconfirm their continuing or return reservations at each stopover point, if a stopover of 72 hours or more is made.

To confirm simply advise Eastern by telephone or in person - of your intention to use your reservation.

Reconfirmation is not required if your stopover at the above points is less than the time indicated.

CONNECTING INFORMATION: If you are a connecting passenger to an Eastern flight and your baggage has already been checked to your final destination, you may go directly to the boarding gate at the connecting point. You do not have to recheck at the ticket counter.

GROUNDS
TRANSPORTATION
LEAVES _____ AT _____ A.M.
P.M.
FLIGHT LEAVES _____ AT _____ A.M.
P.M.

6255725

Ticket #



44-38861 JK Q247



EASTERN

THIS IS YOUR BOARDING PASS

Please carry it with you when deplaning at intermediate points.

FLIGHT/CLASS		DATE	SEAT NUMBER
399/1			Gate
FROM	TO	13	
ATL	MEM	8:05	
FLIGHT/CLASS		DATE	SEAT NUMBER
FROM		TO	
180		10/1/55	13

RECONFIRMATION INFORMATION: Your continuing or return air reservations from the following points will be cancelled unless you reconfirm by the time indicated.

From all other cities—At least 24 hours before your scheduled flight departure.

From Bermuda, Bahama Islands, Mexico and Puerto Rico—At least 72 hours before your scheduled flight departure.

From the Continental United States or Canada—(when arriving from Bermuda, Bahama Islands, Mexico or Puerto Rico): At least 72 hours before your scheduled flight departure.

Passengers on international flights must reconfirm their continuing or return reservations at each boarding point, if a stopover of 72 hours or more is made.

To reconfirm simply advise Eastern by telephone or in person - of your intention to use your reservation.

Note: Reconfirmation is not required if your stopover at the above points is less than the time indicated.

CONNECTING INFORMATION: If you are a connecting passenger to an Eastern flight and your baggage has already been checked to your final destination, you may go directly to the boarding gate at the connecting point. You do not have to recheck at the ticket counter.

GROUND
TRANSPORTATION
LEAVES

AT

A.M.
P.M.

FLIGHT LEAVES

AT

A.M.
P.M.

44-38861 JK Q247

YOUR STUDENT NUMBER		DOLLARS	CENTS
24-15189		15	89

PAY EXACT AMOUNT ABOVE

SEND THIS COUPON WITH PAYMENT
AND YOUR COMPLETED ASSIGNMENT FOR

LESSON 9

To: LOCKSMITHING INSTITUTE
LITTLE FALLS, NEW JERSEY

PRINT NAME HERE ERIC S. GALT

ADDRESS 113-14 ST. NE ATLANTA - GA.

PAYMENT FOR LESSON 9

151.89
APR-68

Q25-1

YOUR STUDENT NUMBER		DOLLARS	CENTS
24-15189		15	89

PAY EXACT AMOUNT ABOVE

SEND THIS COUPON WITH PAYMENT
AND YOUR COMPLETED ASSIGNMENT FOR

LESSON 6

To: LOCKSMITHING INSTITUTE
LITTLE FALLS, NEW JERSEY

PRINT NAME HERE ERIC S. GALT

ADDRESS 1535-N-SERRANO, L.A. CALIF.

PAYMENT FOR LESSON 6

151.89
MAR-68

Q248

YOUR STUDENT NUMBER		DOLLARS	CENTS
24-15189		15	89

PAY EXACT AMOUNT ABOVE

SEND THIS COUPON WITH PAYMENT
AND YOUR COMPLETED ASSIGNMENT FOR

LESSON 8

To: LOCKSMITHING INSTITUTE
LITTLE FALLS, NEW JERSEY

PRINT NAME HERE ERIC S. GALT

ADDRESS 1535-N-SERRANO, L.A. CALIF.

PAYMENT FOR LESSON 8

Q2252

YOUR STUDENT NUMBER		DOLLARS	CENTS
24-15189		15	89

PAY EXACT AMOUNT ABOVE

SEND THIS COUPON WITH PAYMENT
AND YOUR COMPLETED ASSIGNMENT FOR

LESSON 7

To: LOCKSMITHING INSTITUTE
LITTLE FALLS, NEW JERSEY

PRINT NAME HERE ERIC S. GALT

ADDRESS 1535-N-SERRANO, L.A. CALIF.

PAYMENT FOR LESSON 7

151.89 / 15.00
MAR 11

Q249

LOCKSMITH LEDGER

Little Falls,
New Jersey 07424

FEB 28 1968

Please enter my order for a subscription to the **Locksmith Ledger** for 1 year (twelve issues) AND my copy of the new **Padlock Handbook**. I am enclosing my check in the amount of \$10 with the understanding that two dollars and fifty cents of this amount is applied to the **Handbook** and that it represents a 50% reduction in the price of that book. ☐

Imagine, you will not only receive all the trade news and technical information every month in the industry-acclaimed Locksmith Ledger, but you will also become the possessor of one of the most valuable reference books ever to come off the press in modern years! Don't pass it up!

OR →

Please send me the **Padlock Handbook** ONLY. I enclose my check for \$5.25, twenty-five cents of which is applied to postage and handling. ☒

Name: ERIC S. GALT Student No 30-I-15189
Address: 1535-N-SERRANO, LOS ANGELES
City: LOS ANGELES State: CALIF Zip Code: 90027.

MAIL THIS COUPON WITH YOUR CHECK TODAY.

Q252 JK


LESSON CORRECTION

Lesson No. 8

The successful completion of any key fitting assignment depends entirely upon directing your efforts and attention to spacing and shaping the key cuts to conform to manufacturing standards so that the key you fit will operate smoothly and dependably.

Let's review some of these important details and apply them to every key fitting assignment.

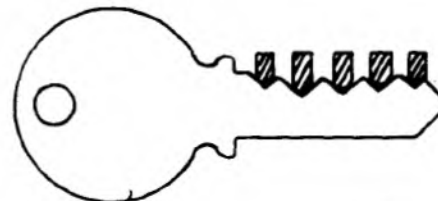
First of all the spacing of the cuts must be accurate so that the pins or discs will sit in the very bottom of the cuts. If the spacing is not accurate the tumblers will sit on the slopes of the cuts like this: This will cause you to file the cuts deeper than necessary and the pins will sit at different heights each time the key is inserted in the keyway.



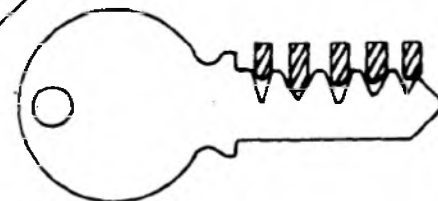
Assuming now that the cuts are spaced accurately, let's take a good look at the importance of the angle formed by the slopes of the cuts.

For general key cutting the standard angle formed by the slopes is 100 degrees. This angle provides enough room for the pins or discs to seat in the very bottom of the cut and presents a gentle slope for the pins to ride up on when the key is inserted and withdrawn. The angle also eliminates those high, steep points between cuts that appear when the angle is not correct.

NOTE: Use key gage supplied in Lesson #2 to help you maintain the correct angle as you file for depth.



When the angle is not correct, or too steep, the pins hang between the slopes like this: Again the cuts will be deeper than necessary, weakening the key and preventing the pins or discs from meeting at the shear line each time the key is inserted in the plug. The very steep slope and high, sharp points between the cuts makes insertion and withdrawal of the key difficult and will cause excessive wear. Worst of all the pins or discs can get wedged in the cut, trapping the key in the plug.



Students very often want to know about the shape of the bottom of the cut. The bottom of the cut can be rounded or flat. This provides a base for the pins or discs to rest on and a tolerance for minor deviations in spacing.

Walt Tiedeman
Walt Tiedeman
Chief Instructor

LOCKSMITHING INSTITUTE
LITTLE FALLS, NEW JERSEY
07424

EXAMINATION
CERTIFICATE

HOMework ASSIGNMENT

30-I-I5I89

ERIC S. GALT

113-14th. STREET, N.E.

ATLANTA STATE GEORGIA ZIP 30309

LESSON NO. 8

LESSON GRADE

(leave blank)

Fold
Here

Fold
Here

LESSON NO. 8 - Fitting Keys to Cylinders

REQUIRED:

1. Using one of the mailing bags supplied, submit the key you made for grading. DO NOT RETURN THE LOCK. It will be used for the next lesson.
2. Complete top portion of this form and send it to us in the brown envelope attached to the mailing bag.
3. If paying tuition in installments, remit one payment with this lesson. Detach and mail coupon 8 from your payment book.

Fold
Here

Fold
Here

NOTE: If it is necessary to write to us about this lesson, enclose your letter with this assignment. Please do not write your comments on the examination certificate.

SEND THIS FORM IN THE MAIL BAG WITH YOUR COMPLETED LESSON

Locksmithing Institute, Little Falls, New Jersey

DATE APR 8 1968

LESSON ACKNOWLEDGEMENT

Thank You!

... for your lesson and payment.

Tuition balance \$ 159.⁸⁰

Next lesson and payment
due by MAY 8 '68

30-1-15189
MR. ERIC S. GALT
113 14th ST. N.E.
ALANTA, GA.

Lessons and payments may be sub-
mitted at any time prior to above
date.

SAVE MONEY:— IF FULL BALANCE IS PAID AT ONE TIME, YOU MAY DEDUCT 10%.

Fold
Here

LESSON NO. 8 - Fitting Keys to Cylinders

REQUIRED:


1. Using one of the mailing bags supplied, submit the key you made for grading. DO NOT RETURN THE LOCK. It will be used for the next lesson.
2. Complete top portion of this form and send it to us in the brown envelope attached to the mailing bag.
3. If paying tuition in installments, remit one payment with this lesson. Detach and mail coupon 8 from your payment book.

Fold
Here

NOTE: If it is necessary to write to us about this lesson, enclose your letter with this assignment. Please do not write your comments on the examination certificate.

SEND THIS FORM IN THE MAIL BAG WITH YOUR COMPLETED LESSON

ADMINISTRATIVE OFFICES
1500 CARDINAL DRIVE
LITTLE FALLS, NEW JERSEY 07424



- ☒ Moved, left no address
- ☐ No such number
- ☐ Moved, not forwardable
- ☐ Addressee unknown

Am

LESSON CORRECTION

LOCKSMITHING INSTITUTE

Lesson No. 9

The pin tumbler cylinder that you set to the cut key is assembled well and operates correctly.

Now that the "mystery" of the pin tumbler cylinder has been revealed to you, I'm sure that you can handle any key fitting job of this nature that comes along. However, I don't want you to become over confident. It takes practice to build experience.

It also takes practice to gain speed in this type of work. I'd like to suggest that you visit your local junk yard and try to purchase several old cylinders so that you can experiment with them. This experience will be very helpful to you.

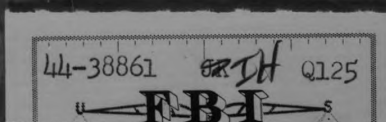
Moreover, you will be building up a stock of cylinders that you can use to make your own business or sideline more profitable. By having a few cylinders on hand, you will be able to make "exchanges" for your customers. In other words, if you have a cylinder just like your customer's, you can give him yours and take his in exchange. This will give him quicker service and will permit you to fit the keys to his cylinder in your leisure time.

<i>Material for</i>		PITTSBURGH PLATE GLASS COMPANY	<i>Produced by</i>	The A. I. GARBER CO. Ashland, Ohio
FORM NO.	777	PACKAGED	5-100	DATE 2/68
TITLE	9 Column Statement Paper			
L. S. N.	C-ORDER NO.		NUMBERED	
		36628		
PLEASE DO NOT PERMIT STOCK TO BECOME LOW BEFORE RE-ORDERING				

44-38861

IH Q124

<i>Material for</i> PITTSBURGH PLATE GLASS COMPANY		<i>Produced by</i> The A. L. GARBER CO. Ashland, Ohio
FORM NO. 6828 6829	PACKAGED 500	DATE 1/67
TITLE ACCT DATA SHEET		
L. S. N.	C-ORDER NO. 62538	NUMBERED
PLEASE DO NOT PERMIT STOCK TO BECOME LOW BEFORE RE-ORDERING		



LOCKSMITHING INSTITUTE
LITTLE FALLS, NEW JERSEY
07424

EXAMINATION
CERTIFICATE

HOMWORK ASSIGNMENT

30-I-15189

ERIC S. GALT

113-14th. STREET-N.E.

ATLANTA

STATE GEORGIA

ZIP 30309

LESSON NO.

9

LESSON GRADE

A

LESSON NO. 9 - Changing Combinations and Servicing the Shells

REQUIRED:

1. Using one of the mailing bags supplied for this purpose, submit the assembled cylinder and key for grading.
2. Complete top portion of this form. Place it in the brown envelope attached to the mailing bag.
3. If paying tuition in installments, detach coupon No. 9 from your payment book, attach your payment in the required amount and forward both with your lesson.

NOTE: If it is necessary to write to us about this lesson, enclose your letter with this assignment. Please do not write your comments on the examination certificate.

SEND THIS FORM IN THE MAIL BAG WITH YOUR COMPLETED LESSON

Locksmithing Institute, Little Falls, New Jersey

DATE APR 10 1968

LESSON ACKNOWLEDGEMENT

Thank You!

... for your lesson and payment.

3-10-68 C/A
5 30-1-15189
MR. ERIC S. GALT
113 14th ST. N.E.
ALANTA, GA.

Tuition balance \$ 152.00

Next lesson and payment due by

Lessons and payments may be submitted at any time prior to above date.

***SAVE MONEY:— IF FULL BALANCE IS PAID AT ONE TIME, YOU MAY DEDUCT 10%.**

LESSON NO. 9 - Changing Combinations and Servicing the Shells

REQUIRED:

1. Using one of the mailing bags supplied for this purpose, submit the assembled cylinder and key for grading.
2. Complete topportion of this form. Place it in the brown envelope attached to the mailing bag.
3. If paying tuition in installments, detach coupon No. 9 from your payment book, attach your payment in the required amount and forward both with your lesson.

NOTE: If it is necessary to write to us about this lesson, enclose your letter with this assignment. Please do not write your comments on the examination certificate.

FORM IN THE MAIL BAG WITH YOUR COMPLETED LESSON