

Val 5

22-1

56-15670-1

Explicit

1-15

La Report 6/9/68

6 sets

RRP003HBZ4

INVESTIGATION

Brief File Number

NOT DESTROY - ~~1~~
PENDING LITIGATION
65, 198, 167, 386, 210, 217

125, 128, 127, 3876, 210, 217

22

22

2

Y

11-73

11/11/11

11

29

10

LA 56-156 X-1

LIST OF EXHIBITS

EXHIBITS

1 - 14

Photographs made during coroner's
autopsy of Senator ROBERT F.
KENNEDY

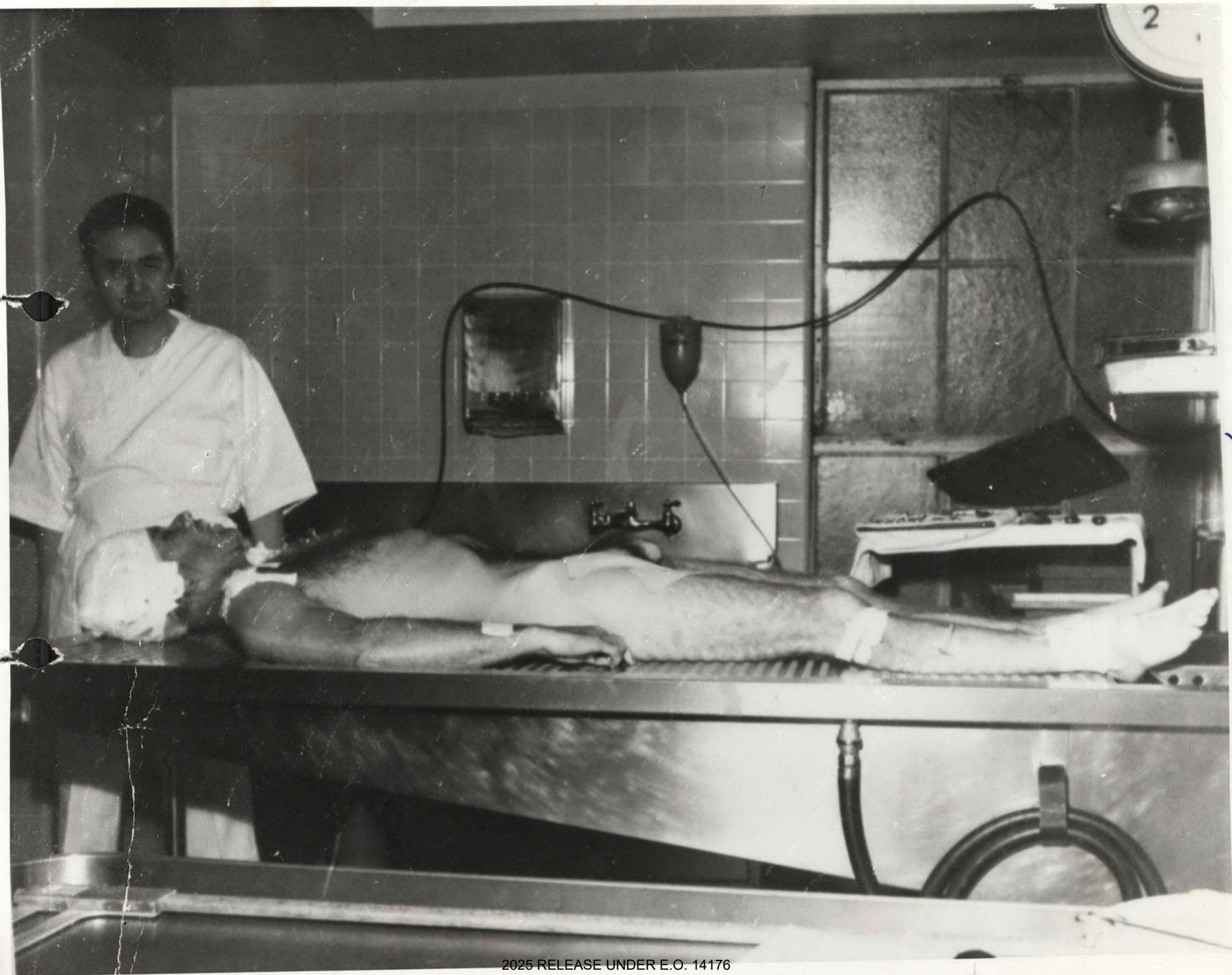
15 - 17

Colored photographs of bullet
fragments, bone particles, and
bits of tissue from the skull
of ROBERT F. KENNEDY

1
LA 56-156
TLD/asi

On June 6, 1968, Lieutenant C.F. HUGHES, Rampart Division, Los Angeles Police Department (LAPD), furnished SA EDWARD A. PLEVACK a set of fourteen photographs which had been made during the coroner's autopsy of the victim.

The photographs were taken by CHARLES COLLIER, Scientific Investigative Division, Photographic Laboratory, LAPD. The photographs are numbered in sequence by LAPD and are set out on the following pages (Exhibits 1 - 14):



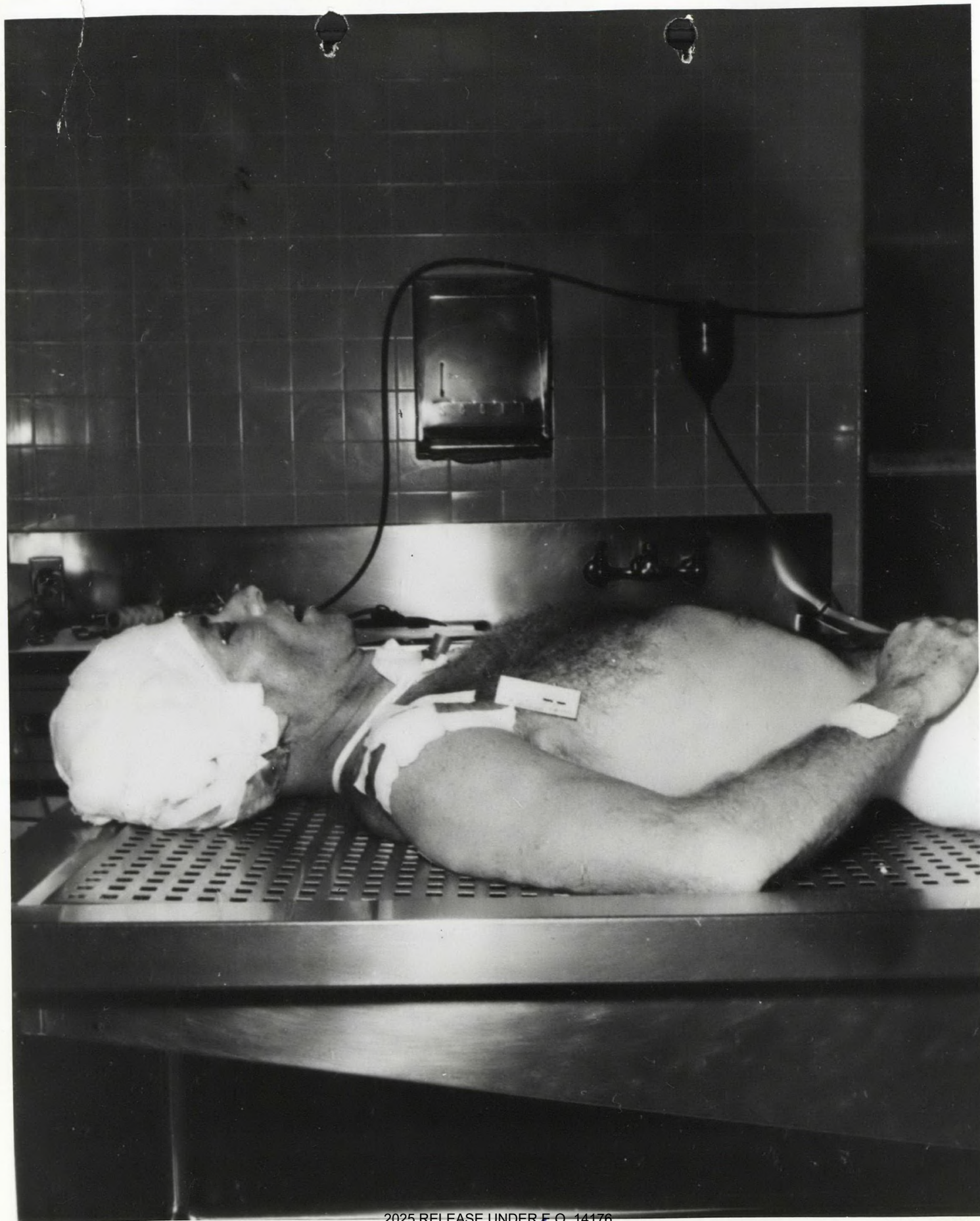
2025 RELEASE UNDER E.O. 14176



2025 RELEASE UNDER E.O. 14176



2025 RELEASE UNDER E.O. 14176



2025 RELEASE UNDER E.O. 14176



2025 RELEASE UNDER E.O. 14176



2025 RELEASE UNDER E.O. 14176



2025 RELEASE UNDER E.O. 14176



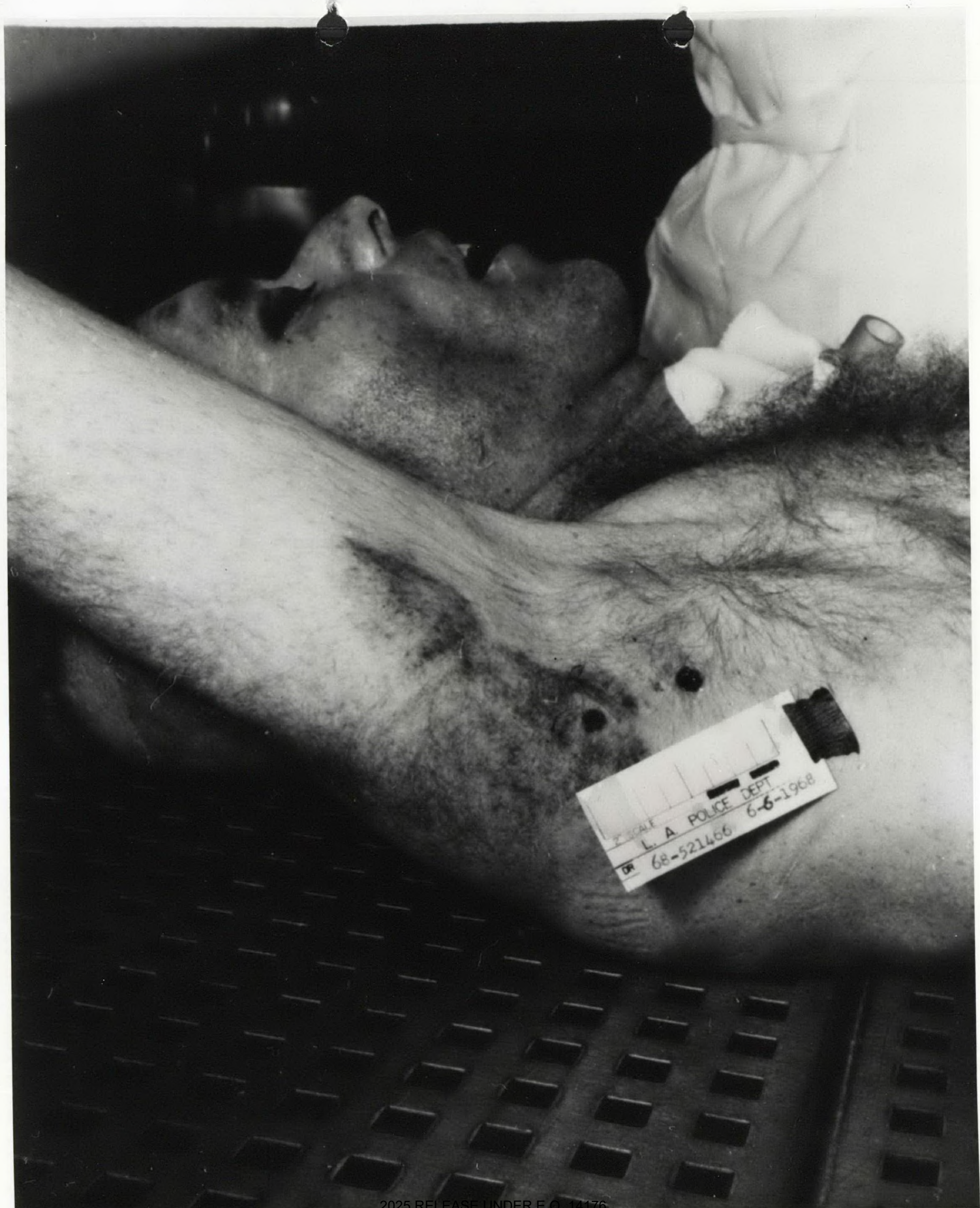
2025 RELEASE UNDER E.O. 14176



2025 RELEASE UNDER E.O. 14176



2025 RELEASE UNDER E.O. 14176






2025 RELEASE UNDER E.O. 14176



2025 RELEASE UNDER E.O. 14176



FEDERAL BUREAU OF INVESTIGATION

1

6/8/68

Date _____

PAUL WERTLAKE, M.D., Pathologist, Good Samaritan Hospital, Los Angeles, California, advised that after the surgery had been performed on Senator ROBERT KENNEDY, he personally, at approximately 6:30 AM on June 5, 1968, removed certain specimens from the Surgery Room to the Pathology Room. Dr. WERTLAKE identified these specimens as bullet fragments, bone particles and bits of tissue from the skull of the victim. Some of the bone particles have bullet fragments adhering to them. The largest bone particle is a bone flap with a burr hole on one side. This was removed to furnish the surgeons an entry into the interior of the head and to relieve intolerable pressure inside the skull. The specimens were all turned over to the coroner. Dr. WERTLAKE advised that a photographer of the Los Angeles Police Department (LAPD) took photographs of these specimens.:

On 6/8/68 at Los Angeles, California File # Los Angeles 56-156
by SA VERNON G. BUEGLER/asi Date dictated 6/8/68

This document contains neither recommendations nor conclusions of the FBI. It is the property of the FBI and is loaned to your agency; it and its contents are not to be distributed outside your agency.

1
LA 56-156
TLD/asi

On June 6, 1968, Lieutenant C. F. HUGHES, Rampart Division, Los Angeles Police Department (LAPD), made available to SA EDWARD A. PLEVACK three color photographs showing fragments taken from the head of Senator ROBERT KENNEDY during an operation on June 5, 1968. See Exhibits 15 - 17.




2025 RELEASE UNDER E.O. 14176





2025 RELEASE UNDER E.O. 14176



2025 RELEASE UNDER E.O. 14176



2025 RELEASE UNDER E.O. 14176



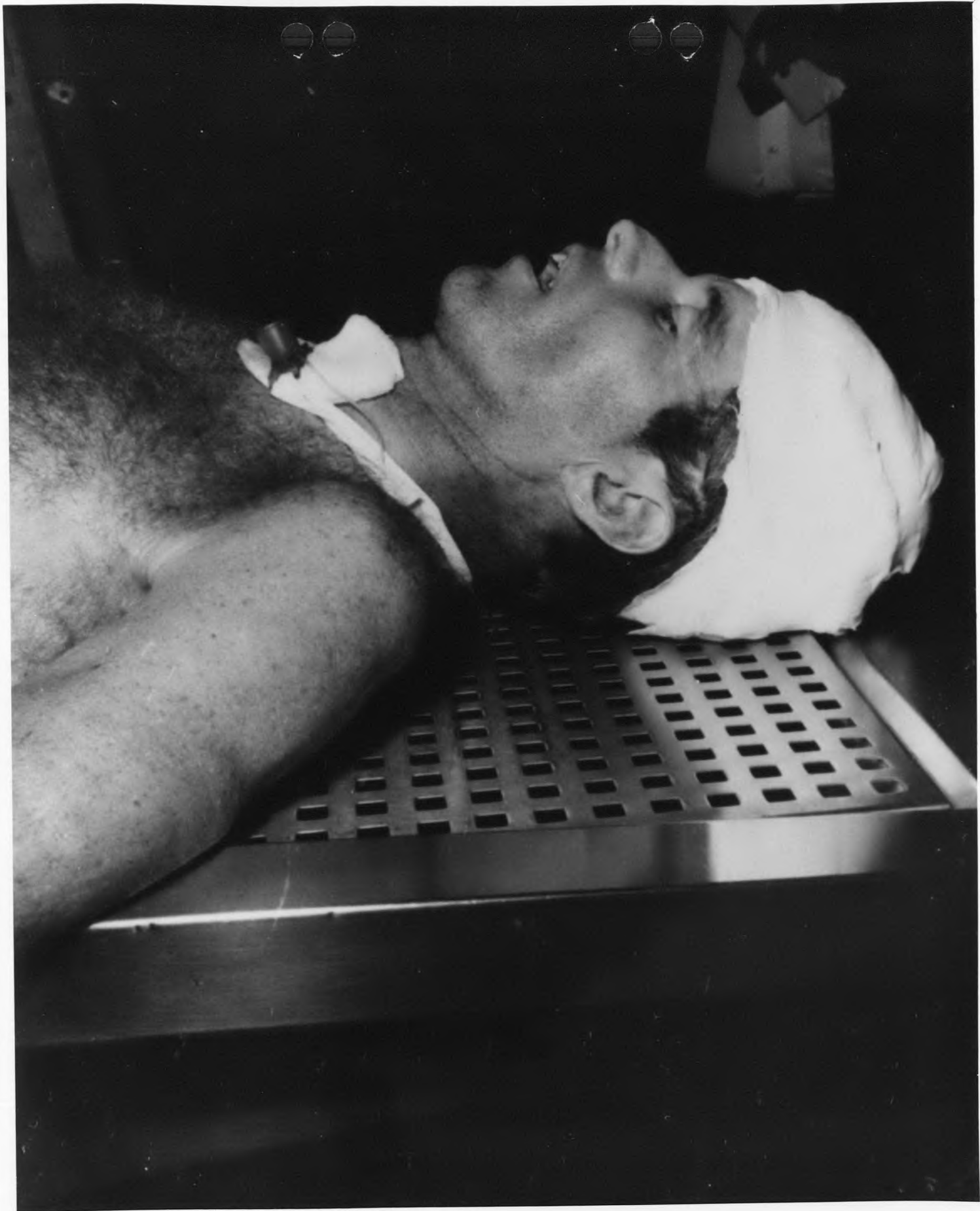
2025 RELEASE UNDER E.O. 14176



2025 RELEASE UNDER E.O. 14176



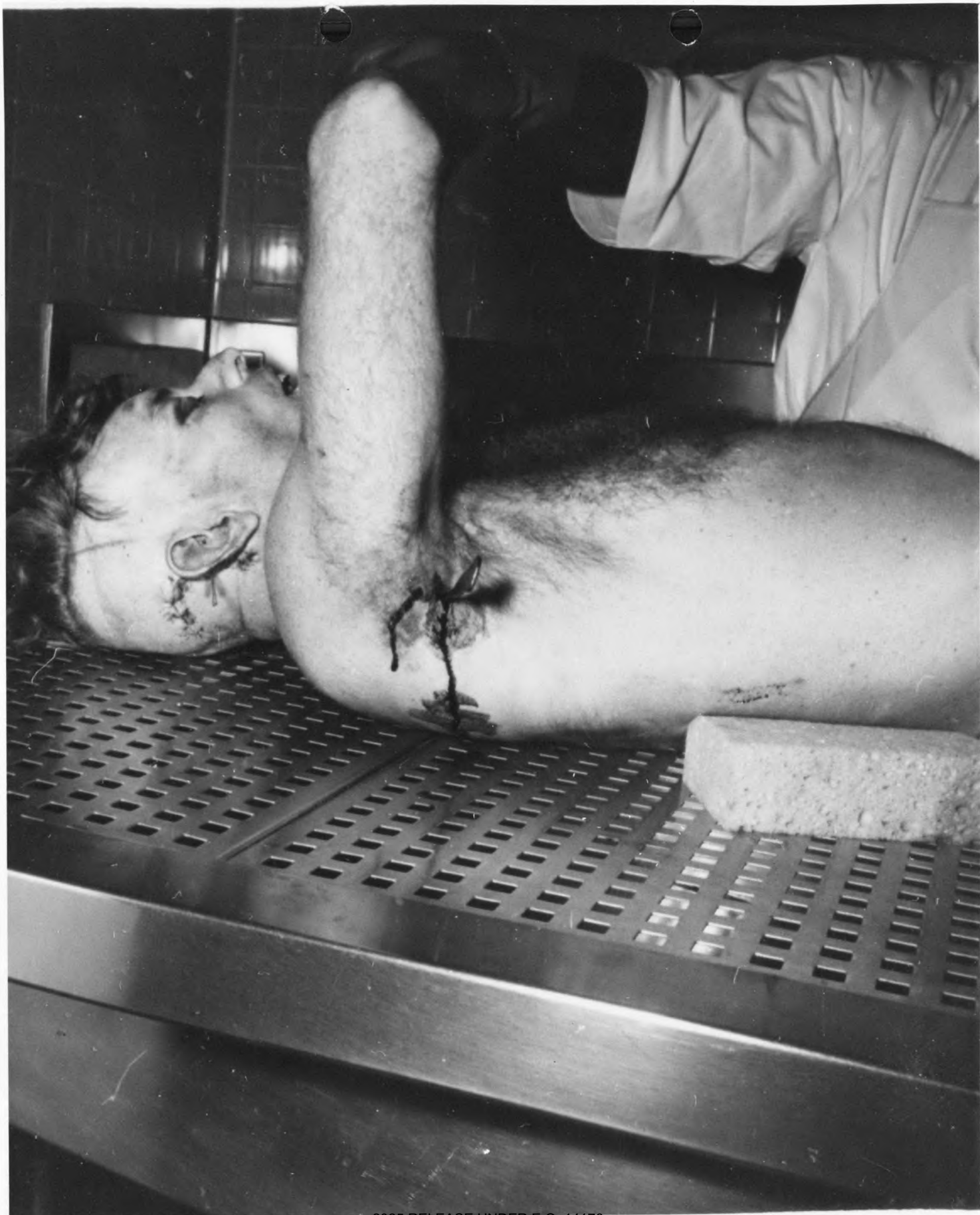
2025 RELEASE UNDER E.O. 14176



2025 RELEASE UNDER E.O. 14176



2025 RELEASE UNDER E.O. 14176



2025 RELEASE UNDER E.O. 14176



2025 RELEASE UNDER E.O. 14176



2025 RELEASE UNDER E.O. 14176






2025 RELEASE UNDER E.O. 14176



2025 RELEASE UNDER E.O. 14176

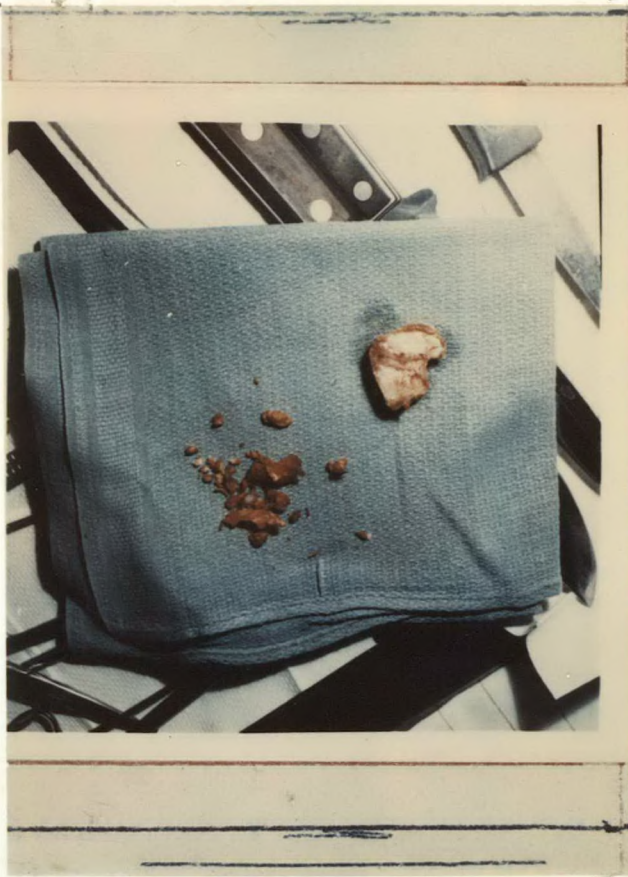


2025 RELEASE UNDER E.O. 14176

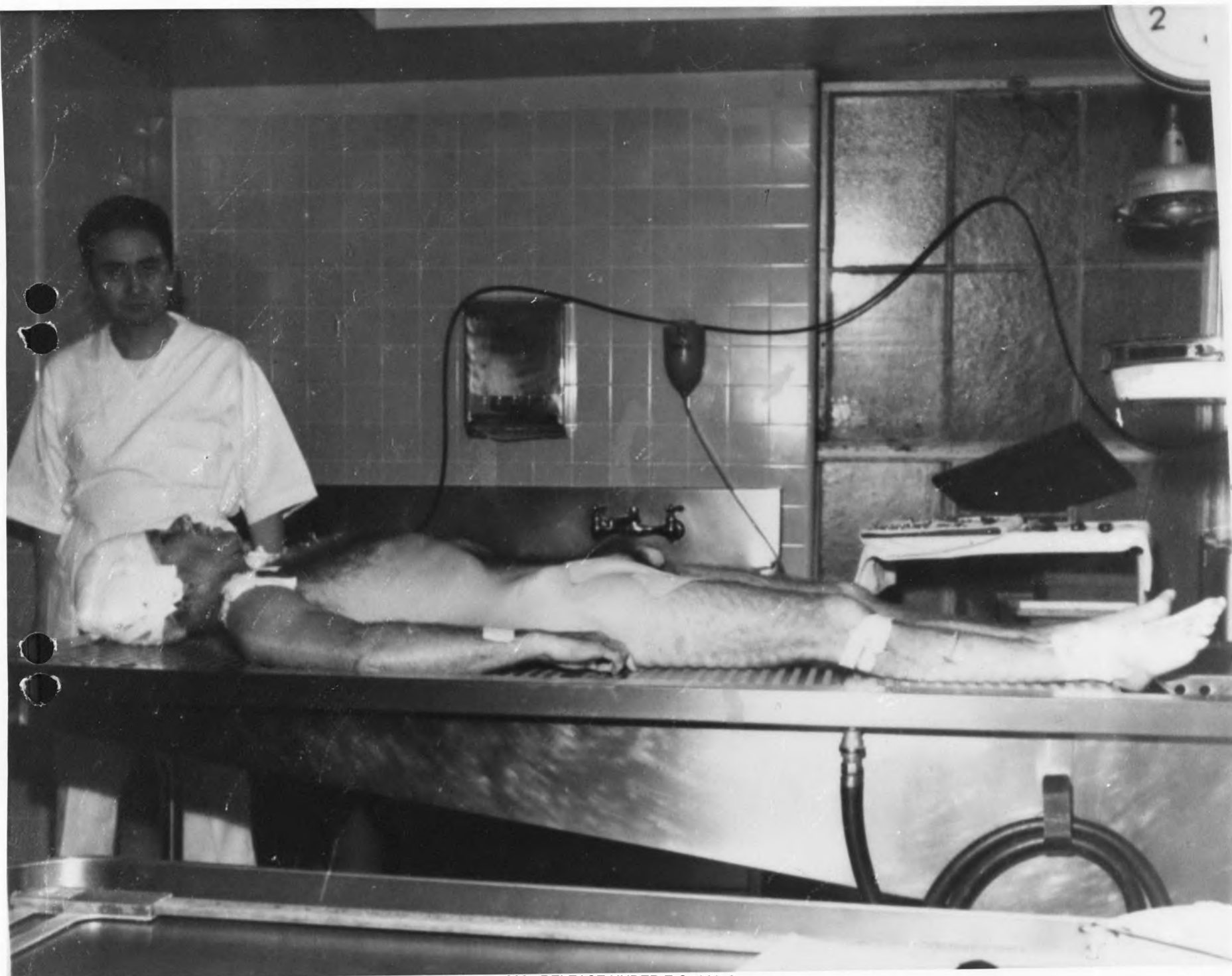


2025 RELEASE UNDER E.O. 14176





2025 RELEASE UNDER E.O. 14176



2025 RELEASE UNDER E.O. 14176



2025 RELEASE UNDER E.O. 14176



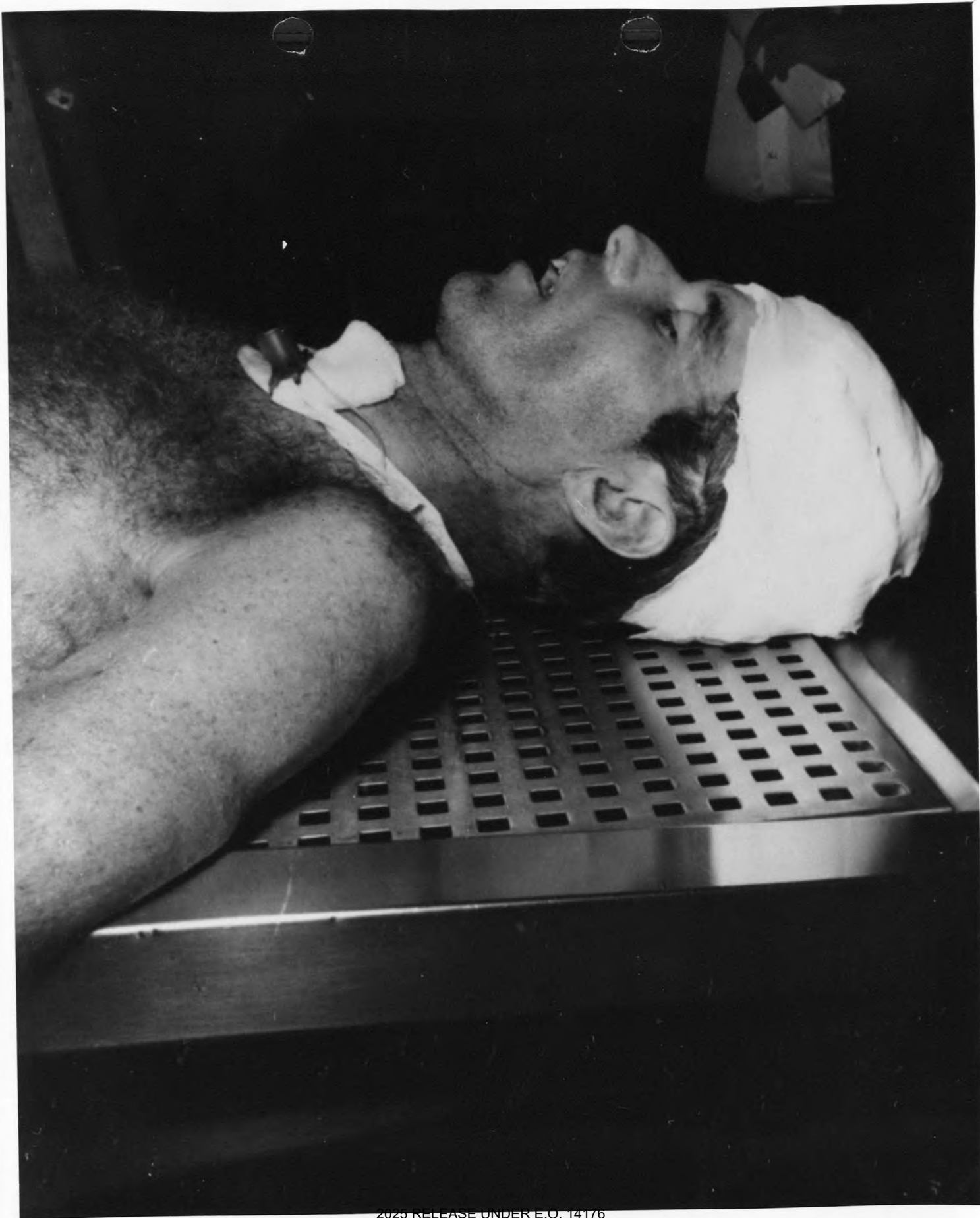
2025 RELEASE UNDER E.O. 14176



2025 RELEASE UNDER E.O. 14176



2025 RELEASE UNDER E.O. 14176



2025 RELEASE UNDER E.O. 14176



2025 RELEASE UNDER E.O. 14176



2025 RELEASE UNDER E.O. 14176



2025 RELEASE UNDER E.O. 14176



2025 RELEASE UNDER E.O. 14176