

~~SECRET~~/NOFORN

PROJECT SUN STREAK

WARNING NOTICE: INTELLIGENCE SOURCES AND METHODS INVOLVED

PROJECT NUMBER: 5215 SESSION NUMBER: 03

DATE OF SESSION: 890522 DATE OF REPORT: 890522

START: END:

METHODOLOGY: SOLO VIEWER IDENTIFIER: 079

1. (S/NF/SK) MISSION: Determine and describe the key function(s) at a target site represented by Encrypted Coordinates 124764/666288. From a suitable vantage point, provide an overview of the target area.

2. (S/NF/SK) VIEWER TASKING: Viewer requested ERV in solo mode to provide an overview of the target area and to readdress the target.

3. (S/NF/SK) COMMENTS: No inclemencies noted. A Summary of information is attached to this report The overhead is not in accordance with overhead photography provided. *need to do more like-targets. ~~not~~ Intended purpose is to use ERV to obtain overhead perspective.*

4. (S/NF/SK) EVALUATION: (2)

J

HANDLE VIA SKEET CHANNELS ONLY

~~SECRET~~/NOFORN

CLASSIFIED BY: DIA (LT)
DECLASSIFY: OADR

Overhead photography provides very distinctive features - not reflected in end-product.

Approved For Release 2000/08/08 : CIA-RDP96-00789R001601790001-7

Does not appear on target.

This document is made available through the declassification efforts
and research of John Greenewald, Jr., creator of:

The Black Vault



The Black Vault is the largest online Freedom of Information Act (FOIA) document clearinghouse in the world. The research efforts here are responsible for the declassification of hundreds of thousands of pages released by the U.S. Government & Military.

Discover the Truth at: <http://www.theblackvault.com>

~~SECRET~~/NOFORN

WORKING PAPER

5215
890522
V: 079
S: 03

SUMMARY OF INFORMATION

During this session, I could see that there was an underground tunnel. Men climb inside and outside of the tunnel and there is an object that is placed here. The object is narrow and is pointed at the end. It is covered with a cloth when placed inside the tunnel. In the background, I could see quite a few structures.

I then could see the white object which I described during session 02. This object was flying sideways and I saw the object flying downward. I never saw this object flying upward. At one point I could see a white cloud that looked like an explosion that was caused by this object. I then saw a man with the object over his head. It looked as though he was carrying the object. I then saw the man with the object under him. It looked as though he was holding the object. I then saw the front portion of the object being wheeled by a man. See sketch.

I saw large clamps. These clamps ~~to~~ hold the object into place when the object is not in use.

I do not know if the object that goes into the tunnel is the same ~~as~~ as the white object that flies.

At one point, I saw an object that was pointed at the top

and was set on the ground by a man. It looked as though the man was placing a thick board under the object. The top of the object twirled and twirled. Sometimes, however the top of this object spreads out and has silver thongs that are sharp.

Again, I do not know if this is a separate object or the same object that I described in session 02.

HANDLE SKEET CHANNELS ONLY
~~SECRET~~ NOFORN

CLASSIFIED BY: DIA (DT)
DECLASSIFY: OADR

1

Background

Structures
back here


FOREGROUND

man here
placing object
into tunnel

tunnel
going
underground

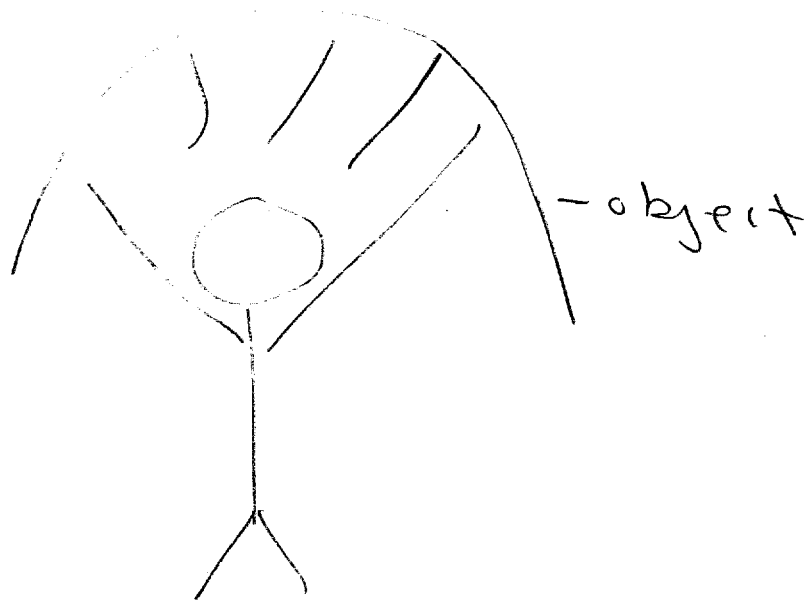
object placed
here. object
is covered

2



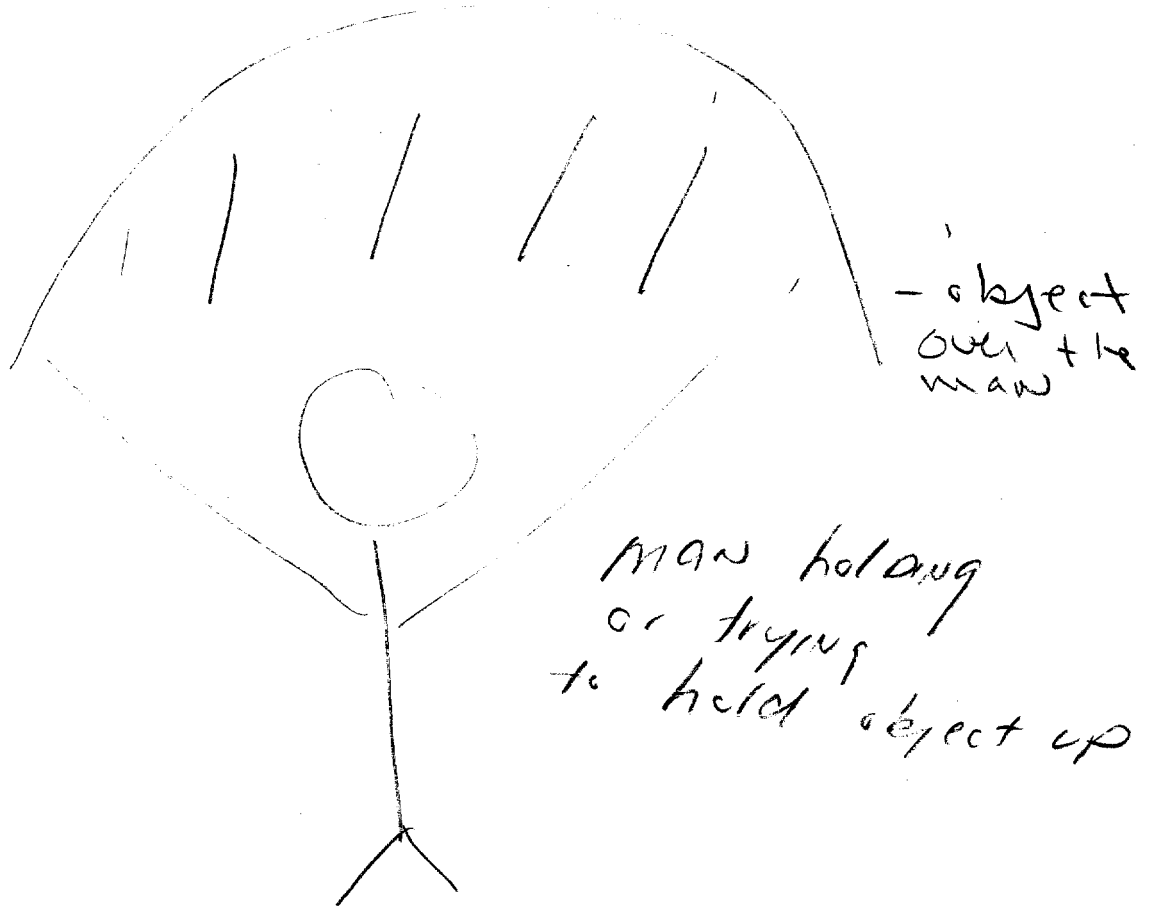
Subject known


3



mean the way

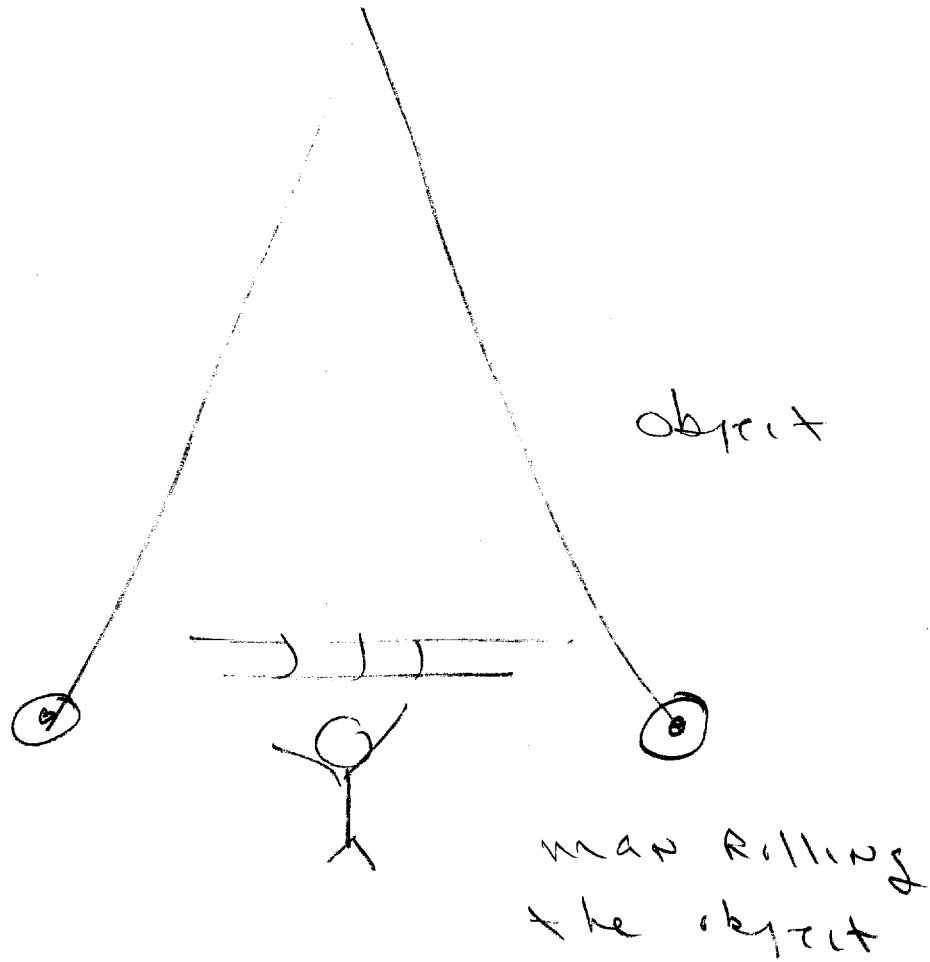
4






object
under the
man

6




7



burst of
white
cloud -
could be
fire + smoke.
object
caused this.

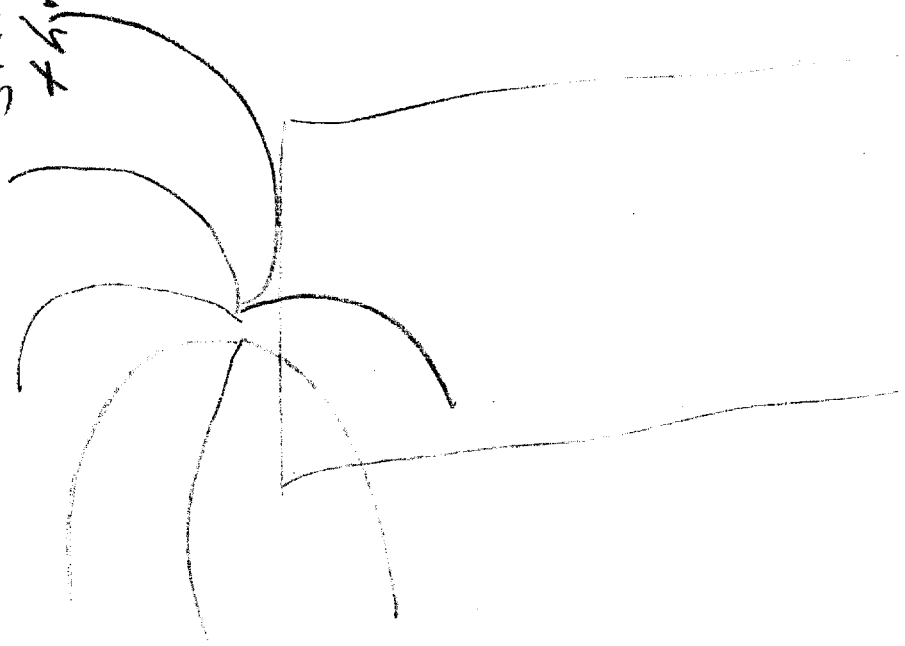


large
Clamps.



9

Spunten
Shairf
+ hinged



SPINS



board
placed
under
cylinder

